







Finishes

The finishes below are applicable to SuperSeries 95 and Semma-4 (see pages 6-11 to determine finishes of individual products).

-  Silver EPS-20
-  Black EPB-01
-  White EPW-25 (RAL 9010)
-  Black with Green Crossarm BGN-81
-  Silver with Green Crossarm SGN-82
-  White with Green Crossarm WGN-85
-  Polished Brass Plated BP-43
-  Polished Brass PB-40
-  Satin Stainless Steel Plated SSP-44
-  Satin Stainless Steel SSS-14
-  Bright Stainless Steel Plated PSSP-55
-  Other Epoxy Polyester Coated Colours -00

Information

Required when ordering:

- 1) Hand of door (see diagram P2)
- 2) Thickness of door
- 3) Finish
- 4) Material of door/frame (timber, aluminium, steel or PVCu).



Please enquire about availability of other Powder Coated Colours including:
 Brown (RAL 8019) Blue (RAL 5002)
 Red (RAL 3002) Yellow (BS 381C/356)
 Green (RAL 6024) Burgundy (RAL 3007)
 Dark Blue (RAL 5003) Ivory (RAL 1013)
 Matt Gold.

Size of Doors

To suit doors up to 2700mm high by 1100mm wide: Extra long cross arms or vertical rods are available for doors exceeding these dimensions.

Fixing

Entirely surface mounted except where outside access function is required. Full instructions are supplied with each device.

Packaging

Individually packed in a strong purpose made cardboard carton.

